



General Performance Data

Engine	Brand	SDEC
	Model	6ETAA11.8-G21
Control module		DEEP SEA 6120
Starting voltage	V	12V
Frequency	Hz	50
Number of phases		3

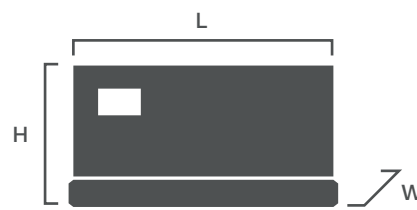
	Prime	Standby
Power kVA	350	388
Power kW	280	310
Rated speed	r.p.m	1500
Standard voltage	V	400 230
Available voltages	V	380/220 415/240
Power factor	Cos Phi	8

Open



Dimension		
Length (L)	mm	3210
Height (H)	mm	1765
Width (W)	mm	1185
Weight	Kg	2700
Fuel Tank	L	500

Silent



Dimension		
Length (L)	mm	4153
Height (H)	mm	2112
Width (W)	mm	1354
Weight	Kg	3200
Fuel Tank	L	550

Fuel Consumption

Rated Output	g/KW.h	L/h
100% Standby	0000	79.8
100% Prime	0000	75.6
75% Prime	0000	73.3
50% Prime	0000	36.7
25% Prime	0000	0000

Standards Followed

ISO9001	ISO14001
ISO8528	ISO12100
ISO13849	EN12601
GB12786	GB/T2820
IEC60034	IEC60204
CE	RETIE

General Engine Data


Engine brand	SDEC	
Engine ref.	6ETAA11.8-G21	
Engine type	4-stroke diesel	
Governor type	Electronic	
Injection	Direct	
Aspiration	Air-to-air Intercooled	
Number of cylinders and arrangement	6 - L	
Bore and stroke	mm	128x153

Displacement	L	11.8
Cooling system	Water	
Lube oil consumption with full load	0.5%-1% of fuel	
Compression ratio	17:1	
Engine oil capacity	L	41
Total coolant capacity	L	23.2
Air filter	Type	Dry

Diesel engine	Dry air filter
4-stroke cycle	Radiator with pusher fan
Water-cooled	Electronic governor
12V electrical system	Hot parts protection
Water separator filter	Moving parts protection

Optionals

Water jacked heater
Radiator water level sensor
Oil heater
Heavy duty air filter




Alternator Specifications

Brand	Stamford/AGG	
Number of phase	3	
Power factor	0.8	
Poles	4	
Winding Connections (standard)	Star- Series	
Insulation	H class	
Enclosure (according IEC-34-5)	IP23	

Model	KK314F	
Excitation system	Auxiliary coil brush-	
Voltage regulator	Electronic	
No. of bearings	Single Bearing	
Coupling system	Flexible disc	
Coating type	Standard (Vacuum impregnation)	

Optionals

Self-excited and self-regulated	Alternator pre-heater
IP23 protection	Winding temp. measuring instrument
H class insulation	PMG / AREP / MAUX



Application Data

Fuel system

	Open	Silent
Fuel oil specifications	500	550

Standard fuel tank capacity	L	DIESEL
-----------------------------	---	--------

Air system

Intake air flow	L/s	9.1 m3/min
-----------------	-----	------------

Cooling air flow	m ³ /s	304.5 m3/min
------------------	-------------------	--------------

Exhaust system

Maximum exhaust temperature	°C	600
-----------------------------	----	-----

Exhaust gas flow	L/s	71.2m3/min
------------------	-----	------------

Maximum allowed back pressure	kPa	6
-------------------------------	-----	---

Starting system

Starting power	kW	7.5
----------------	----	-----

Recommended battery	Ah	180Ah(720CCA)
---------------------	----	---------------

Number of batteries		1
---------------------	--	---

Auxiliary voltage	Vdc	24V
-------------------	-----	-----

Genset version

Steel chasis

Emergency stop button

Anti-vibration shock absorbers

Chassis with integrated fuel tank

Fuel level gauge

High mechanical strength

Epoxy polyester powder coating

Fuel tank drain plug

Steel residential silencer - 20dbA attenuation

Battery charger

Optionals

Trailer type

 Water-cooled

 Three phase

 50 Hz

 Diesel

 Dual-wall fuel tank

Optional

Standard reference conditions

Ambient conditions of reference according to ISO 8528-1:2018 normative: 1000 mbar, 25°C, 30% relative humidity.

Weights and dimensions based on standard products. Illustrations may include optional equipment. Technical data described in this catalogue correspond to the available information at the moment of printing.

Control Panel Data

Features of the control panel	Basic Model (Standard)	Advanced Model (Optional)
Voltage between phases	o	o
Voltage between neutral and phase	o	o
Current intensities	o	o
Frequency	o	o
Apparent power (kVA)	o	o
Active power (kW)	o	o
Reactive power (kVAr)	o	o
Power factor	o	o
Voltage between phases	o	o
Emergency stop	o	o
Binary inputs	6/6	7/7
Analog inputs	3	3
2x10A Current outputs	o	-
I/O Configuration	o/o	o/o
D+ Function	o/o	o/o
Speed sensor	o/o	o
Amf/Mrs	o	o
GCB/MCB	o	o
3ph voltage measurement Gen./Mains	o	o
3ph current measurement	o	o
kW / kWh / kVA	o	o
Engine reading	o	o
Engine protection	o	o
Alternator protection	o	o
Earth current protection	o	o
History file	150	350
RTC/Battery	o/-	o/o
PLC	-	-
4G	x	-
Airgate	-	x
ECU CAN	o	o
MODBUS	x	x
MODBUS IP	x	x
SNMP	-	x
SNMP TRAPS	-	-
RS232	x	x
RS485	x	x
GSM/GPRS modem	x	x
Remote screen	x	x
Software for PC	x	x

Standard: o Optional: x Not Available: -